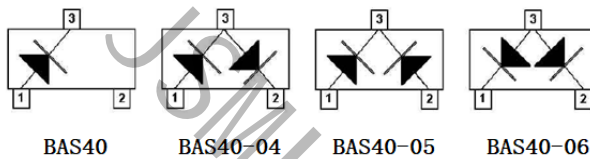


Features

- Epoxy meets UL-94 V-0 flammability rating
- Moisure Sensitivity Level 1
- Low Forward Voltage
- Surface Mount device

Marking



BAS40	43
BAS40-04	44
BAS40-05	45
BAS40-06	46

■Maximum Rating, ($T_a=25^{\circ}\text{C}$ Unless otherwise specified)

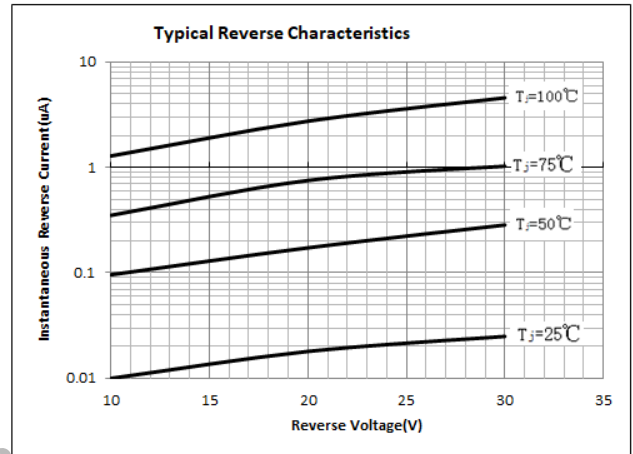
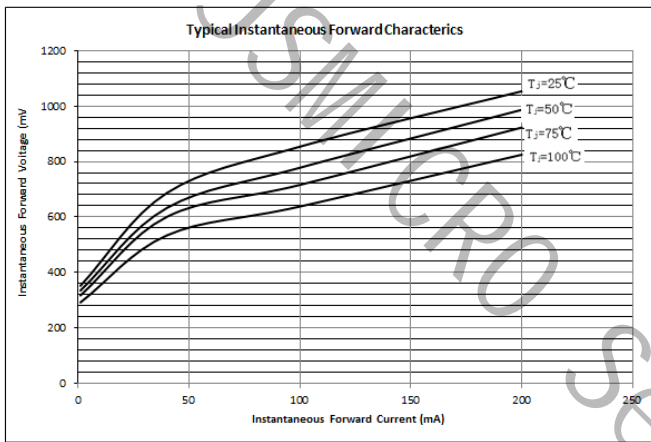
Item	Symbol	Value	Unit
Peak repetitive peak reverse voltage Working peak reverse voltage DC Blocking voltage	VRRM VRWM VR	40	V
Forward continuous current	IFM	200	mA
Power dissipation	PD	200	mW
Thermal resistance junction to ambient	R θ JA	500	$^{\circ}\text{C}/\text{W}$
Junction temperature	TJ	125	$^{\circ}\text{C}$

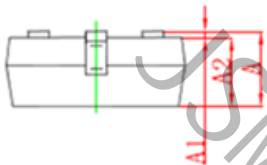
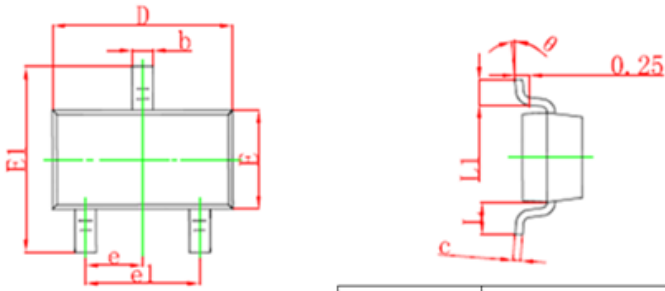
■Ordering Information (Example)

PREFERED P/N	PACKING CODE	UNIT WEIGHT(g)	MINIMUM PACKAGE(pcs)	INNER BOX QUANTITY(pcs)	OUTER CARTON QUANTITY(pcs)	DELIVERY MODE
BAS40 THRU BAS40-06	F2	Approximate 0.008	3000	30000	120000	7" reel

Electrical Characteristics (T_a=25°C Unless otherwise specified)

Parameter	Symbol	Test conditions	Min	Max	Unit
Reverse breakdown voltage	V(BR)	IR=10μA	40		V
Reverse voltage leakage current	IR	VR=30V		200	nA
Forward voltage	VF	IF=1 mA IF=40mA		380 1000	mV
Diode capacitance	Cj	VR=0V f=1MHz		5	pF
Reverse recovery time	trr	Irr=0.5mA, IR=IF=5mA RL=100Ω		5	ns

Typical Characteristics


■SOT-23 Package Outline Dimensions


Symbol	Dimensions In Millimeters		Dimensions In Inches	
	Min	Max	Min	Max
A	0.900	1.150	0.035	0.045
A1	0.000	0.100	0.000	0.004
A2	0.900	1.050	0.035	0.041
b	0.300	0.500	0.012	0.020
c	0.100	0.200	0.004	0.008
D	2.800	3.000	0.110	0.118
E	1.200	1.400	0.047	0.055
E1	2.250	2.550	0.089	0.100
e	0.950TYP		0.037TYP	
e1	1.800	2.000	0.071	0.079
L	0.550REF		0.022REF	
L1	0.300	0.500	0.012	0.020
θ	0°	8°	0°	8°

■SOT-23Suggested Pad Layout
