


**●Features:**

- Common Cathode Structure
- Low Power Loss and High Efficiency
- Low Forward Voltage Drop
- High Surge Capability

**●Application:**

- High Frequency Switch
- Free Wheeling, and Polarity Protection Applications


**Absolute Maximum Ratings** (T<sub>c</sub>=25°C unless otherwise noted)

Symbol	Parameter	Value	Unit
V <sub>RRM</sub>	Maximum Repetitive Reverse Voltage	150	V
V <sub>R</sub>	Maximum DC Reverse Voltage	150	V
I <sub>F(AV)</sub>	Average Rectified Forward Current, T <sub>c</sub> =120°C	10(Per Leg) 20(Per Device)	A
I <sub>FSM</sub>	Peak Forward Surge Current, 8.3ms Half Sine wave	150	A
T <sub>j</sub>	Operating Junction Temperature	150	°C
T <sub>stg</sub>	Storage Temperature Range	-55 to +150	°C

**Thermal Characteristics** (T<sub>c</sub>=25°C unless otherwise noted)

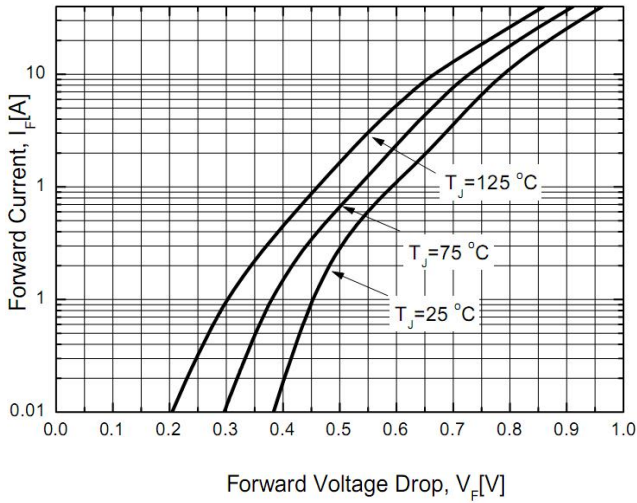
Symbol	Parameter	Max	Unit
R <sub>θJC</sub>	Thermal Resistance, Junction to Case Per Leg	2.2	°C /W
R <sub>θJA</sub>	Thermal Resistance, Junction to Ambient Per Leg	92	°C /W

**Electrical Characteristics** (T<sub>c</sub>=25°C unless otherwise noted)

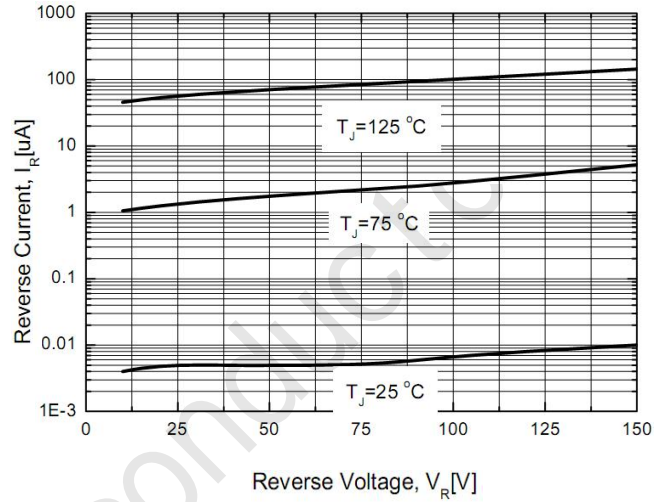
Symbol	Parameter	Test Conditions	Min	Max	Unit
V <sub>RRM</sub>	Maximum Repetitive Reverse Voltage	I <sub>R</sub> =100μA	150		V
I <sub>R</sub>	Reverse Current	V <sub>R</sub> =150V T <sub>c</sub> =25°C V <sub>R</sub> =150V T <sub>c</sub> =125°C		0.1 5	mA
V <sub>F</sub>	Forward Voltage	I <sub>F</sub> =10A T <sub>c</sub> =25°C I <sub>F</sub> =10A T <sub>c</sub> =125°C I <sub>F</sub> =20A T <sub>c</sub> =25°C I <sub>F</sub> =20A T <sub>c</sub> =125°C		0.97 0.87 1.07 0.97	V

**Typical Performance Characteristics**

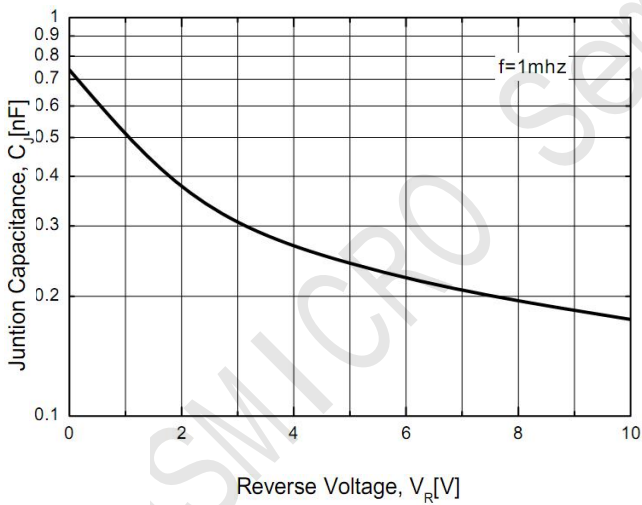
**Figure 1. Forward Current Characteristics**



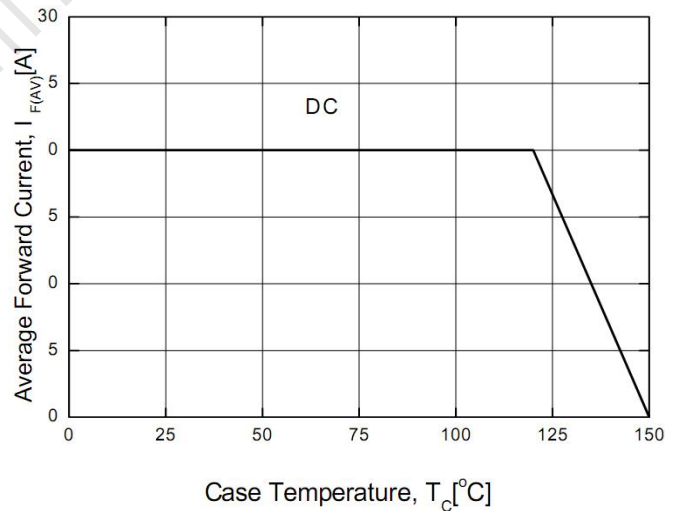
**Figure 2. Reverse Leakage Current**



**Figure 3. Junction Capacitance**

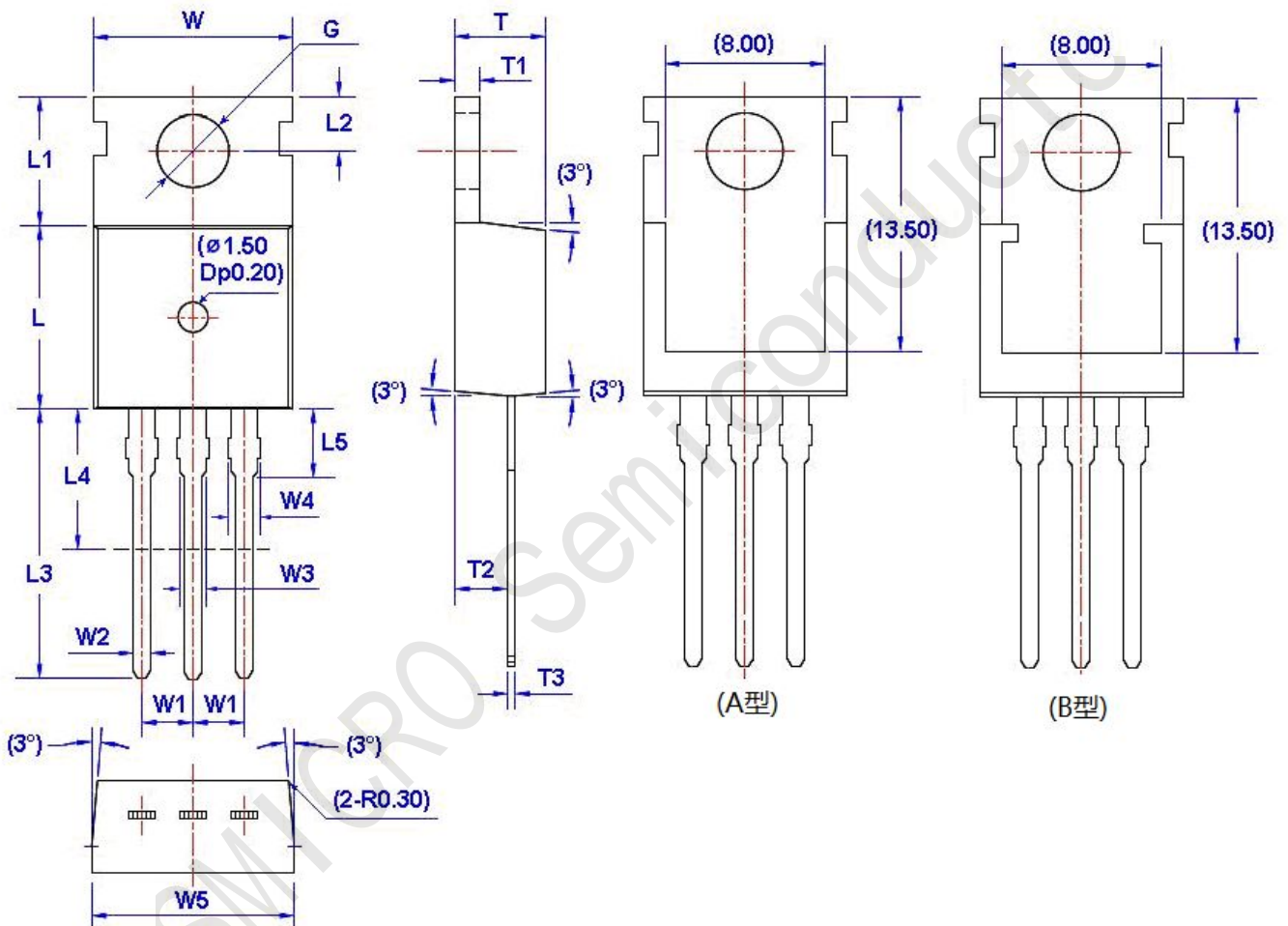


**Figure 4. Power Derating**



**TO-220AB**

Unit: mm



Symbol	Size		Symbol	Size		Symbol	Size		Symbol	Size	
	Min	Max		Min	Max		Min	Max		Min	Max
W	9.66	10.28	W5	9.80	10.20	L4**	6.20	6.60	T3	0.45	0.60
W1	2.54 (TYP)		L	9.00	9.40	L5	2.79	3.30	G( $\Phi$ )	3.50	3.70
W2	0.70	0.95	L1	6.40	6.80	T	4.30	4.70			
W3	1.17	1.37	L2	2.70	2.90	T1	1.15	1.40			
W4*	1.32	1.72	L3	12.70	14.27	T2	2.20	2.60			